



HDSCDBC-36



HDSCDBC-48



HDSCDBC-60

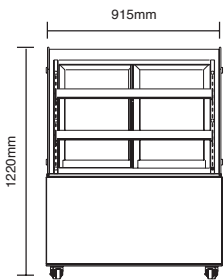
STANDARD FEATURES

- Stainless Steel Interior and Exterior
- Brilliant Internal LED lighting each shelf and bottom
- 2 adjustable glass shelves
- Double tempered glass
- 4 Castors with 2 brakes

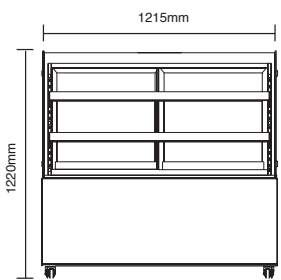
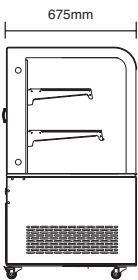
8.88  
Digital  
Controller

Castors

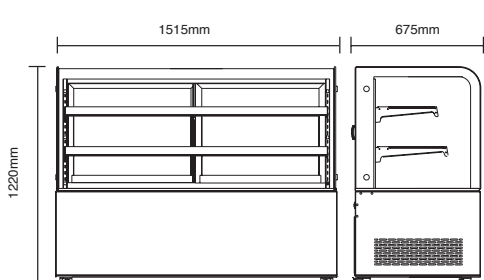
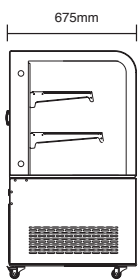
LED Lights



HDSCDBC-36



HDSCDBC-48



HDSCDBC-60

MODEL	HDSCDBC-36	HDSCDBC-48	HDSCDBC-60
Capacity-Cu. Ft.	10.4Cu. Ft.	14.1Cu. Ft.	17.6Cu. Ft.
Voltage/Hertz/Phase	110-120V~/60Hz/1	110-120V~/60Hz/1	110-120V~/60Hz/1
Rated Input Power	0.2A	0.3A	0.3A
N.W.	105kg(231.5lbs)	130kg(286.6lbs)	158kg(348.3lbs)
G.W.	124kg(273.4lbs)	163kg(359.4lbs)	211kg(465.2lbs)
Overall Dimension	915x675x1220mm	1215x675x1220mm	1515x675x1220mm
Overall Dimension	36.0x26.6x48.0inch	47.8x26.6x48.0inch	59.6x26.6x48.0inch
Package Dimmension	1025x765x1280mm	1325x765x1280mm	1600x743x1270mm
Package Dimmension	40.4x30.1x50.4inch	52.2x30.1x50.4inch	63.0x29.3x50.0inch

Voltage 220/50/1 Available

